

FILTER CHOKES, 1 to 25 AMP CA, CH, CV SERIES



Term. W is
RoHS
compliant
& 260°C
compatible



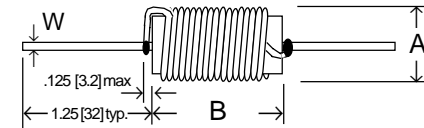
RESISTORS • CAPACITORS • COILS • DELAY LINES



SERIES CA AXIAL LEAD SPECIFICATIONS

RCD Type	Induc. (1 KHz)	Rated DC Current	DCR, max Ω	SRF MHz, min	A (Max.)	B (Max.)	W ±.004 [1]
CA1	27µH	1A	.13	5	.400 [10.2]	.875 [22.2]	.032 [.81]
	50µH	1A	.17	4	.400 [10.2]	1.125 [28.6]	.032 [.81]
	100µH	1A	.25	2	.475 [12.1]	.875 [22.2]	.032 [.81]
	270µH	1A	.50	1	.475 [12.1]	.875 [22.2]	.032 [.81]
	470µH	1A	.56	.8	.550 [14.0]	1.125 [28.6]	.032 [.81]
680µH	1A	.74	.7	.550 [14.0]	1.125 [28.6]	.032 [.81]	
CA2	27µH	2A	.085	5.5	.475 [12.1]	1.05 [26.7]	.032 [.81]
	50µH	2A	.135	4	.550 [14.0]	1.125 [28.6]	.032 [.81]
	100µH	2A	.155	2	.550 [14.0]	1.125 [28.6]	.032 [.81]
	270µH	2A	.300	1	.550 [14.0]	1.125 [28.6]	.032 [.81]
CA3	5µH	3A	.02	25	.475 [12.1]	.875 [22.2]	.032 [.81]
	10µH	3A	.035	20	.475 [12.1]	.875 [22.2]	.032 [.81]
	27µH	3A	.07	6	.550 [14.0]	1.125 [28.6]	.032 [.81]
	50µH	3A	.075	4	.550 [14.0]	1.125 [28.6]	.032 [.81]
	100µH	3A	.125	2	.550 [14.0]	1.125 [28.6]	.032 [.81]

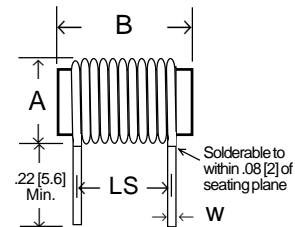
- Low cost 1 to 25 Amp rod-core chokes
- Non-standard values and sizes available
- Varnish or shrink tube insulation available



CA SERIES

SERIES CH RADIAL LEAD SPECIFICATIONS (up to 25A sizes available)

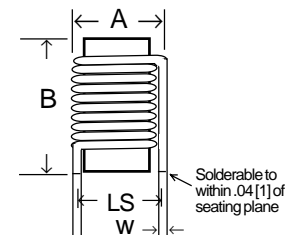
Type	Induc. (1KHz)	Rated DC Current	DCR, max Ω	SRF MHz, min	A (Max.)	B (Max.)	LS ±.062 [1.6]	W ±.004 [1]
CH3	5µH	3A	.015	40	.625 [15.9]	.875 [22.2]	.500 [12.7]	.040 [1]
	10µH	3A	.018	25	.625 [15.9]	1.125 [28.6]	.687 [17.4]	.040 [1]
	27µH	3A	.035	8	.812 [20.6]	.875 [22.2]	.437 [11.1]	.040 [1]
	50µH	3A	.050	5	.812 [20.6]	1.125 [28.6]	.750 [19.1]	.040 [1]
	100µH	3A	.065	2.5	.812 [20.6]	1.375 [34.9]	.937 [23.8]	.040 [1]
	150µH	3A	.075	2	.812 [20.6]	1.375 [34.9]	1.062 [27]	.040 [1]
270µH	3A	.095	1	.812 [20.6]	1.625 [41.3]	1.312 [33.3]	.040 [1]	
CH5	5µH	5A	.012	30	.640 [16.3]	.875 [22.2]	.750 [19.1]	.054 [1.4]
	10µH	5A	.015	20	.640 [16.3]	1.125 [28.6]	1.000 [25.4]	.054 [1.4]
	27µH	5A	.025	7	.640 [16.3]	.875 [22.2]	.562 [14.3]	.054 [1.4]
	50µH	5A	.030	4	.875 [22.2]	1.125 [28.6]	.750 [19.1]	.054 [1.4]
	68µH	5A	.035	3.5	.875 [22.2]	1.125 [28.6]	.875 [22.2]	.054 [1.4]
	100µH	5A	.050	2.5	.875 [22.2]	1.375 [34.9]	1.000 [25.4]	.054 [1.4]
	150µH	5A	.060	2	.875 [22.2]	1.625 [41.3]	1.250 [31.8]	.054 [1.4]



CH SERIES

SERIES CV SPECIFICATIONS

Type	Induc. (1KHz)	ISAT & IRMS (Amps)	DCR Max. (ohm)	DIMENSIONS			
				A (Max.)	B (Max.)	LS ±.062 [1.6]	W ±.004 [1]
CV10-1R0	1µH	10A	.003	.50 [12.7]	.75 [19.1]	.42 [10.7]	.054 [1.37]
CV25-1R0	1µH	25A	.002	.60 [15.2]	.68 [17.3]	.42 [10.7]	.068 [1.73]
CV10-3R3	3.3µH	10A	.005	.50 [12.7]	1.0 [25.4]	.42 [10.7]	.054 [1.37]
CV3-4R7	4.7µH	3A	.021	.51 [13.0]	.75 [19.1]	.42 [10.7]	.035 [0.89]
CV5-4R7	4.7µH	5A	.012	.50 [12.7]	.75 [19.1]	.42 [10.7]	.042 [1.07]
CV10-4R7	4.7µH	10A	.012	.50 [12.7]	1.0 [25.4]	.42 [10.7]	.054 [1.37]
CV20-4R7	4.7µH	20A	.004	.53 [13.5]	1.2 [30.5]	.42 [10.7]	.068 [1.73]
CV3-100	10µH	3A	.023	.50 [12.7]	.75 [19.1]	.42 [10.7]	.035 [0.89]
CV5-100	10µH	5A	.017	.50 [12.7]	.75 [19.1]	.42 [10.7]	.042 [1.07]
CV10-100	10µH	10A	.015	.52 [13.2]	1.0 [25.4]	.42 [10.7]	.054 [1.37]
CV20-100	10µH	20A	.006	.75 [19.1]	1.8 [45.7]	.60 [15.2]	.075 [1.91]
CV3-150	15µH	3A	.025	.50 [12.7]	1.0 [25.4]	.42 [10.7]	.035 [0.89]
CV10-150	15µH	10A	.020	.52 [13.2]	1.0 [25.4]	.42 [10.7]	.054 [1.37]
CV3-220	22µH	3A	.035	.50 [12.7]	1.0 [25.4]	.42 [10.7]	.035 [0.89]
CV5-220	22µH	5A	.023	.50 [12.7]	1.0 [25.4]	.42 [10.7]	.042 [1.07]
CV10-220	22µH	10A	.015	.66 [16.8]	1.3 [33.0]	.42 [10.7]	.060 [1.52]
CV5-270	27µH	5A	.024	.50 [12.7]	1.0 [25.4]	.49 [12.5]	.042 [1.07]
CV12-330	33µH	12A	.017	.70 [17.8]	1.3 [33.0]	.55 [14.0]	.060 [1.52]
CV3-470	47µH	3A	.050	.55 [14.0]	1.0 [25.4]	.42 [10.7]	.035 [0.89]
CV5-470	47µH	5A	.035	.65 [16.5]	1.1 [28.0]	.70 [17.8]	.042 [1.07]
CV10-470	47µH	10A	.022	.85 [21.6]	1.3 [33.0]	.70 [17.8]	.060 [1.52]
CV3-820	82µH	3A	.110	.50 [12.7]	.65 [16.5]	.375 [9.5]	.028 [0.71]
CV3-101	100µH	3A	.072	.55 [14.0]	1.2 [30.5]	.70 [17.8]	.035 [0.89]
CV5-101	100µH	5A	.055	.65 [16.5]	1.3 [33.0]	.70 [17.8]	.042 [1.07]
CV3-151	150µH	3A	.140	.60 [15.2]	1.2 [30.5]	.43 [10.9]	.028 [0.71]
CV5-151	150µH	5A	.065	.65 [16.5]	1.3 [33.0]	.70 [17.8]	.042 [1.07]
CV3-221	220µH	3A	.210	.55 [14.0]	1.2 [30.5]	.42 [10.7]	.025 [0.64]
CV10-271	270µH	10A	.160	1.1 [28.0]	1.0 [25.4]	.72 [18.3]	.038 [0.97]
CV3-391	390µH	3A	.250	1.1 [28.0]	1.0 [25.4]	.72 [18.3]	.035 [0.89]
CV5-391	390µH	5A	.190	1.1 [28.0]	1.0 [25.4]	.72 [18.3]	.038 [0.97]




CV SERIES

P/N DESIGNATION: CA3 - 101 - K B W

- RCD Type** CA3
- Inductance (µH)** 101 (2 signif. figures & multiplier (5R0=5µH, 100=10µH, 271=270µH, etc.))
- Tolerance Code:** K=10% (std), 5% (J) avail.
- Packaging:** B = Bulk
- Termination:** W = Lead-free (standard), Q = Tin/Lead (leave blank if either is acceptable)

CUSTOM INDUCTIVE PRODUCTS

Exceptional cost savings resulting from automated offshore production!



- Air coils (round & flat wire, leaded or SMD)
- Spark Coil Transformers
- High value inductors (1.0mH to 2H)
- Toroids (1/8" to 2" dia.)
- Wide band chokes and bead cores
- Variable coils (shielded, unshielded, smd)
- Pot core assemblies
- Pulse and miniature transformers
- Hash chokes, Bobbin-wound coils
- Trigger and Telecom transformers