


HIGH VOLTAGE, HIGH VALUE CARBON RESISTORS

1/8 WATT to 3 WATT

CFZ SERIES



RESISTORS • CAPACITORS • COILS • DELAY LINES

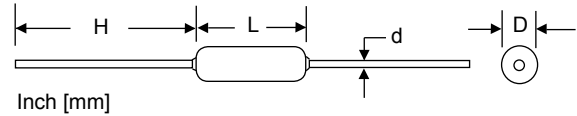


- High pulse voltage capability
- Low cost, prompt delivery
- Standard resistance range: 1K - 100MΩ
- Surface Mount version available!
- Low inductance

Type CFZ was developed as a lower-cost alternative to high voltage thick film and carbon composition resistors. Carbonized film processing enables pulse capabilities to 12KV! Elements are protected by moisture resistant epoxy coating for excellent environmental performance. Application assistance available.

OPTIONS

- Option 25 - Hot solder dipped leads
- Option 37 - Group A screening per Mil-R-39008
- Numerous design modifications are available (custom marking, uninsulated, specialty non-inductive/ high frequency design, cut & formed leads, etc.)



RCD Type	Wattage	Max Working Voltage ¹	Peak Pulse Voltage ²	L	D	d ±.004 [.1]	H ³
CFZ12	.125W	250V	2KV	.145±.032 [3.68±.8]	.062±.02 [1.57±.51]	.020 [.5]	1.06±.08 [27±2]
CFZ25	.25W	300V	3KV	.250±.032 [6.35 ±.8]	.090±.02 [2.29±.51]	.024 [.6]	1.06±.08 [27±2]
CFZ50S	.5W	400V	5KV	.354±.032 [8.99±.8]	.125±.02 [3.18±.51]	.024 [.6]	1.00.08 [25.4±2]
CFZ75	.75W	500V	6KV	.354±.032 [8.99±.8]	.148±.02 [3.76±.51]	.028 [.7]	.980 [25] Min
CFZ100	1.0W	600V	7KV	.470±.050 [11.9±1.3]	.180±.025 [4.57±.64]	.030 [.75]	1.06 [27] Min
CFZ200	2.0W	700V	10KV	.600±.050 [15.2±1.3]	.200±.025 [5.08±.64]	.030 [.75]	1.06 [27] Min
CFZ300	3.0W	800V	12KV	.710±.080 [18.0±2.0]	.250±.050 [6.35±1.27]	.030 [.75]	1.26 [32] Min

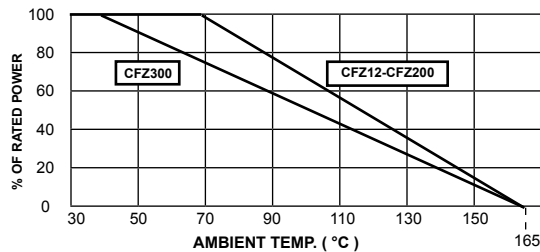
¹ Maximum working voltage = (PR)^{1/2}, voltage not to exceed the value listed. Increased voltage ratings available

² Peak pulse voltage is highly dependent on pulse waveform and resistance value. Voltage levels given indicate the maximum standard levels for the series (increased peak voltage levels available). The peak voltage levels are not attainable on all values and pulse waveforms, consult factory for application assistance.

³ Lead length is for bulk packaged parts, taped parts may be shorter. Non standard lengths and cut&formed leads available.

DERATING

RCD CFZ12 through CFZ200 power ratings must be derated above 70°C, derate CFZ300 above 40°C.



SPECIFICATIONS

Resistance Range	1K to 100MΩ†
Standard Tolerance	±5% (2%, 10% avail)
Operating Temp. Range	-55° to +165°C†
Dielectric Strength	CFZ12 =400V, CFZ25-75 = 500V, CFZ100-300=600V
Temp.Coef. 1K-100K	0.05%/°C typ.
100K-1M	0.1%/°C typ.
1M -10M	0.15%/°C typ.

† Resistance range for CFZ25, consult factory for other sizes.

TYPICAL PERFORMANCE CHARACTERISTICS

Load Life	±3%
Shelf Life	±1%/yr
Short Time Overload	±1%
Solder Heat	±0.3%
Moisture	±2%
Temperature Cycling	±0.5%
Insulation Resistance	10,000MΩ

PART NUMBER DESIGNATION:

CFZ25 □ - **101** - **J** **T** **W**

RCD Type _____

Options: 37, 25 (leave blank if standard) _____

3-Digit Resis.Code: 2 signif. digits & multiplier (102=1KΩ, 103=10K, 104=100K, 105=1M, 106=10M) _____

Tolerance Code: J=5% (std), G=2%, K=10% _____

Packaging: B = Bulk, T = Tape & Reel _____

Termination: W= Lead-free, Q= Tin/Lead (leave blank if either is acceptable, in which case RCD will select based on lowest price and quickest delivery) _____